

# Colours of the catwalk



Customise: Colour is personal so indulge in colours you already love.

## Fashion houses shape the home, says **Kath Ryding**

**T**his year, Australian Fashion Week showcased elegant, creative style with a kaleidoscope of bright and bold colour.

Think the ever-dramatic black and white combination used by Camilla and Marc and Michelle Jank, or the vivid and intense rainbow colour palettes favoured by Wayne Cooper, Sass and Bide and Alex Perry.

When combined with this season's hottest home decorating trends of metallic, faux fur, textured fabrics and glamorous accessories, it's easy to bring a little catwalk style into your home.

Meryl Carter, from Meryl Carter Interior Design, said that introducing vibrant colour combinations into the home did

not necessitate an entire home renovation.

"A bold colour like red can be introduced to a home in a number of ways," she said. "For example, in the kitchen you could incorporate a red splashback and red stools at the breakfast bar. Or you could introduce an intense colour like deep blue to a room on one wall only, and then use muted, neutral colours on the other walls as the backdrop.

"Black and white makes a bold statement and will harmonise with practically every other colour. I would launch the colour combination with smaller furnishings and accessories such as a low-line TV cabinet, cushions and rugs. These two colours also look wonderful when combined with metallic or stainless-steel art.

"It is a good idea to introduce a statement colour into a small area first, and then as you become more comfortable with it, step it into larger spaces in your home."

And when choosing the colours for your home, don't be swayed by the preferences of family, friends or the paint shop salesperson.

"As with any trend, be careful not to paint yourself into a corner, so to speak, with all trend and no lasting appeal," she said.

"Colour is a personal choice;

indulge yourself in colours you already love. By carefully choosing a few trendy accessories or transforming your existing furniture (think new cushion covers or light fittings), you can make your money go further and have a more sustainable approach to designing."

Fiona Hutchinson, from Revive Design, said colours in the form of warm, rich and metallic tones are big this season.

"Look for deep purple, gold and copper tones. These colours can be incorporated into the form of artwork, accessories, soft furnishings and one-off 'hero' pieces. Think bursts of colour rather than a saturation of colour," she said.

Ms Hutchinson also believes that by following a couple of simple rules, it is easy to maintain an up-to-date look without having to spend a fortune and redecorate the entire home every few months.

"If you choose timeless, classic furniture pieces then the trends can be incorporated with less expensive items such as rugs, artwork and soft furnishings," she said. "I also like to hang picture frames with a similar theme, such as shape or colour, and then add favourite fabrics, stationery or wallpaper. This is a simple idea

**As with any trend, be careful not to paint yourself into a corner, so to speak.**

Be different. Desired hardwoods. Sfm.



Sunrise Furniture has been hand crafting local Jarrah & Marri furniture since 1987. Come and visit our new retail gallery.

Open: Monday-Saturday 9-5 & Sunday 11-4.

Gallery: 1252 Albany Highway (Cnr Hamilton St.) Cannington

Phone: 9356 6366

www.sunrisefurniture.com.au



Sunrise Furniture

Desired hardwood furniture.



**Bold:** It is easy to use this season's home decorating trends of metallics, faux fur and textured fabrics to create a little catwalk-style glamour in your home. Picture: Courtesy of Adairs.



**Focal point:** This custom-made ottoman set the colour theme for the room.

Picture: Andy Romano from [www.propertydigital.com.au](http://www.propertydigital.com.au)

that can be changed with the seasons, without breaking the bank."


Ms Hutchinson recently renovated the family room of a home that had newly laid timber flooring. The owners wanted a big comfortable seating area with a more modern look, so Ms Hutchinson drew the colour inspiration from one big statement piece of furniture.

"It was a big room so it could take large-scale furniture," she said. "We chose a chocolate leather corner lounge and a matching chocolate shaggy rug. The focal point of the room, however, was the stunning, custom-made ottoman in Warwick

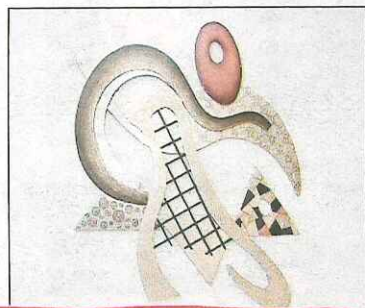
Mizu Riverside striped fabric. It serves as a coffee table, foot stool and extra seating as required. A chair was custom-made in Warwick Velveteen fabric and its colour, along with the cushions, accessories and pelmet were inspired by the colours of the ottoman."

When it comes to incorporating a new look or colour scheme into a home, Meryl Carter believes that interior designers and decorators can save a lot of time and money.


"We can assist with the location of the colours, the type of colours and how those colours should be incorporated into a home," she said. "We can bring out the colours clients are thinking of but are too unsure to introduce on their own. A one-hour exercise with a professional consultant can save a lot of heartache, it's worth the journey to be sure."



**Style:** Complement furniture with cheaper elements such as artwork.



**Bold:** Red makes a statement.



**Setting:** Metallic or stainless-steel art combines well.



**Timeless:** Classic furniture pieces.

## Contacts

**Meryl Carter Interior Designs**  
[merylcarterinteriordesigns.com.au](http://merylcarterinteriordesigns.com.au)  
 Mobile: 0438 444 000

**Revive Design Solutions**  
[revivedesign.com.au](http://revivedesign.com.au)  
 Phone: 9443 3547

**Adairs**  
[adairs.com.au](http://adairs.com.au)  
 Booragoon, Cannington, Hillarys, Innaloo, Morley

**Freedom**  
[freedom.com.au](http://freedom.com.au)  
 Booragoon, Cannington, Joondalup, Midland Central, Osborne Park, Mandurah

DID YOU KNOW...

## Home Base EXPO

Perth's Premiere Selection and Information Centre also runs these courses and seminars...

### OWNER BUILDER SEMINAR

This Seminar is essential if you're thinking of becoming an Owner Builder. Conducted by a registered builder, you will learn how to plan, budget, avoid the pitfalls and most importantly save money, putting you in control of your project.



#### Course Outline

- ✓ Learn the home construction process
- ✓ How to select and employ tradespeople
- ✓ Discover the advantages of becoming an owner builder and learn how much you can save
- ✓ Explore a real life example of an owner builder project from start to finish

Includes one set of the best selling "Building and Renovating Guide" per single or one set per double, valued at \$99.00

**Date & Time:** Saturday 28th June, 8:45am - 5:00pm  
**Cost:** \$132 per person or \$165 per double  
**Enrol now by phoning 9388 1088**  
 or online at [www.HomeBaseExpo.com.au](http://www.HomeBaseExpo.com.au)

### Loans? Yes we do those. And lots of them.

Call **Lisa Iacomella** on **0434 221 264** to make an appointment for Saturdays.  
 Commonwealth Bank of Australia ABN 48 123 123 124. CBALAG232\_B

### NEW HOMES SEMINAR

If you're building with a builder, then this seminar is perfect for you. Presented by a St Georges Tce Lawyer, a Builder/Architect and a professional Interior Designer, this seminar will teach you how to negotiate, save money and get the most from your builder.



Have all your questions answered!

#### Course Outline

- ✓ What to look for in good design
- ✓ How to avoid costly variations
- ✓ Making the right material selections for your new home
- ✓ Understanding your building contract and what you're signing
- ✓ What to look for when you go on site

**Date & Time:** Saturday 5th July, 8:45am - 4:30pm  
**Cost:** \$132 per person or \$165 per double  
**Enrol now by phoning 9388 1088**  
 or online at [www.HomeBaseExpo.com.au](http://www.HomeBaseExpo.com.au)

### GARDEN DESIGN COURSE

Presented by a well known industry expert and leading garden designer, this course will teach you everything you need to know to design your dream garden.

#### Course Outline

- ✓ How to successfully plan and execute your ideas
- ✓ Exploring garden themes and styles
- ✓ Learning water-wise gardening tips
- ✓ How to design a fully functional garden that caters to your needs
- ✓ How to select what plants and features would best suit your garden



Includes a comprehensive Garden Design manual

**When:** Wednesday 16th July 2008, 6:30pm - 9:30pm  
**Cost:** 4 week course, \$220 per person  
**Enrol now by phoning 9388 1088**  
 or online at [www.HomeBaseExpo.com.au](http://www.HomeBaseExpo.com.au)

### COMING SOON

Bathroom Design Seminar **Saturday 12th July 2008**  
 DIY Timber Flooring Seminar **Saturday 19th July 2008**

### BUILDING & RENOVATING GUIDE

This is the essential guide for anyone considering building or renovating. Contains complete explanations of the building process from initial designs right through to landscaping and combines over 550 technical diagrams, product specifications, construction methods and maintenance procedures.



Phone **9388 1088** or visit **Home Base Expo.com.au**

Mon to Sat 8:30am-5pm  
 Thurs 8:30am-8pm  
 Sun/Pub Hols 10am-5pm

OPEN 7 DAYS

55 Salvado Rd, Subiaco (Cnr Harborne St)